

Specification of Thermoelectric Module

TEC1-12725

Description

The 127 couples, 62 mm × 62 mm size module which is made of selected high performance ingot to achieve superior cooling performance and greater delta T up to 70, designed for superior cooling and heating up to 100 °C applications. If higher operation or processing temperature is required, please specify, we can design and manufacture the custom made module according to your special requirements.

Features

- No moving parts, no noise, and solid-state
- Compact structure, small in size, light in weight
- Environmental friendly
- RoHS compliant
- Precise temperature control
- Exceptionally reliable in quality, high performance

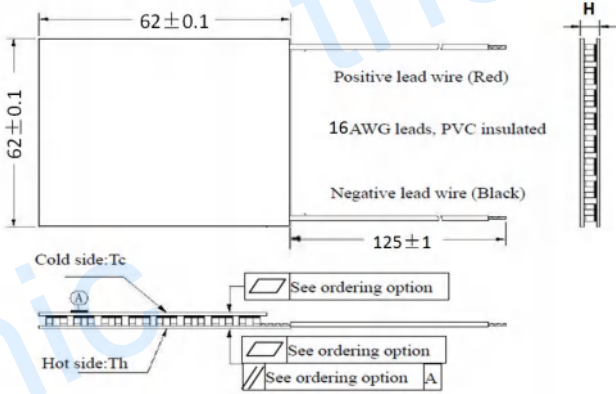
Application

- Food and beverage service refrigerator
- Portable cooler box for cars
- Liquid cooling
- Temperature stabilizer
- CPU cooler and scientific instrument
- Photonic and medical systems

Performance Specification Sheet

Th (°C)	27	50	Hot side temperature at environment: dry air, N ₂
DT _{max} (°C)	70	79	Temperature Difference between cold and hot side of the module when cooling capacity is zero at cold side
U _{max} (Voltage)	16	17.2	Voltage applied to the module at DT _{max}
I _{max} (amps)	22	22	DC current through the modules at DT _{max}
Q _{Cmax} (Watts)	220.4	240.8	Cooling capacity at cold side of the module under DT=0 °C
AC resistance (ohms)	0.56	0.62	The module resistance is tested under AC
Tolerance (%)	± 10		For thermal and electricity parameters

Geometric Characteristics Dimensions in millimeters



Ordering Option

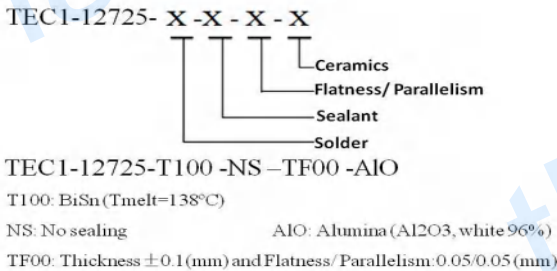
Suffix	Thickness (mm)	Flatness/Parallelism (mm)	Lead wire length(mm) Standard/Optional length
TF	0:4.3±0.1	0:0.12/0.12	125±1/Specify
TF	1:4.3±0.05	1:0.06/0.06	125±1/Specify

Eg. TF00: Thickness 4.3 ± 0.1 (mm) and Flatness 0.12 / 0.12 (mm)

Manufacturing Options

- A. Solder:**
 1. T100: BiSn (Tmelt=138°C)
 2. T200: CuAgSn (Tmelt = 217°C)
 3. T240: SbSn (Tmelt = 240°C)
- B. Sealant:**
 1. NS: No sealing (Standard)
 2. SS: Silicone sealant
 3. EPS: Epoxy sealant
- C. Ceramics:**
 1. Alumina (Al₂O₃, white 96%)
 2. Aluminum Nitride (AlN)
- D. Ceramics Surface Options:**
 1. Blank ceramics (not metalized)
 2. Metalized

Naming for the Module



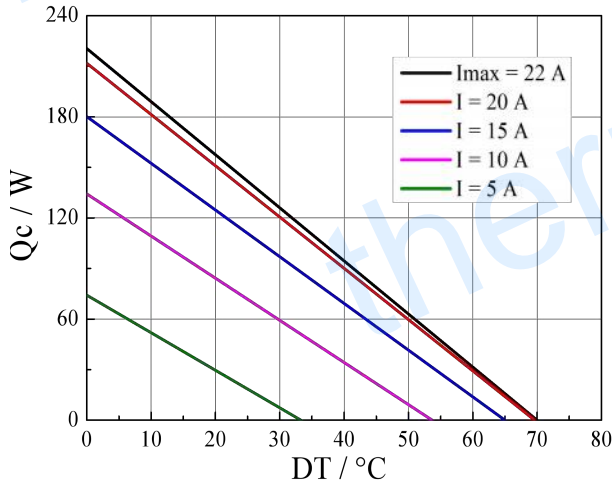
Creative technology with fine manufacturing processes provides you the reliable and quality products

Tel: +86-791-88198288 Fax: +86-791-88198308 Email: sales@thermonamic.com.cn Web Site: www.thermonamic.com.cn

Specification of Thermoelectric Module

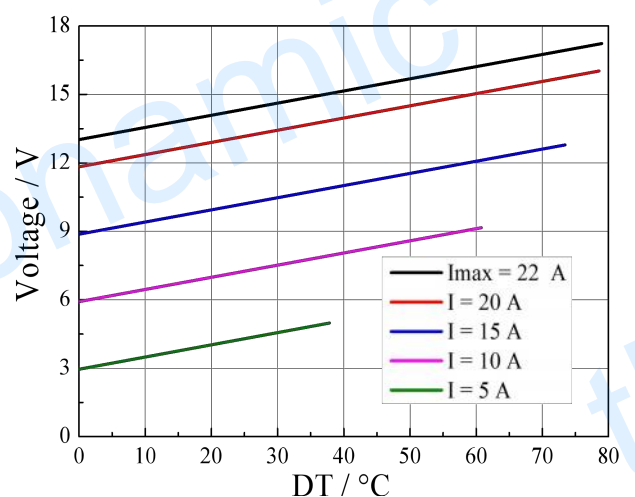
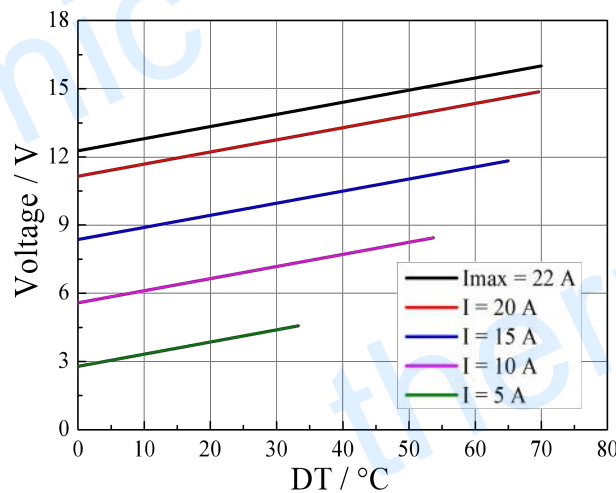
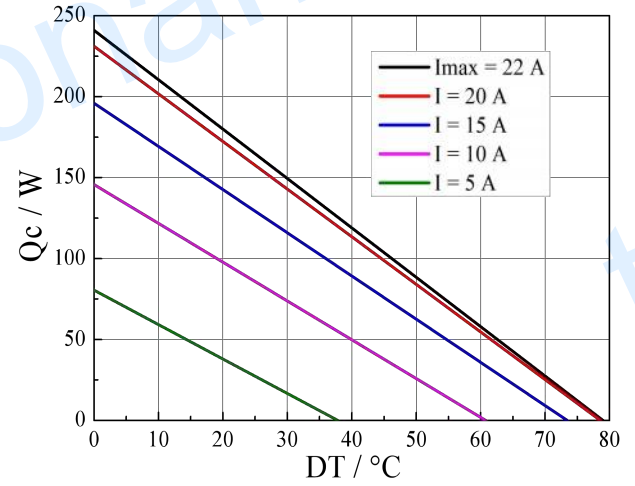
TEC1-12725

Performance Curves at Th=27 °C

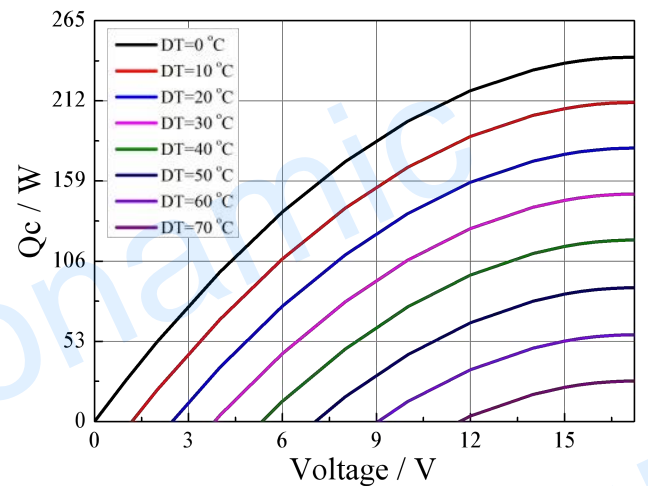
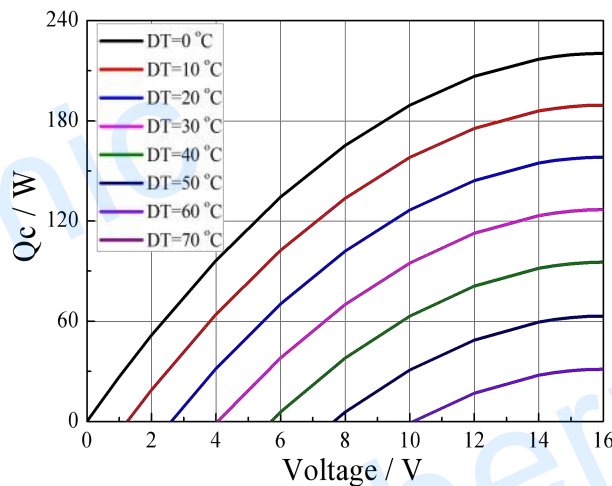


Standard Performance Graph $Q_c = f(DT)$

Performance Curves at Th=50 °C



Standard Performance Graph $V = f(\Delta T)$

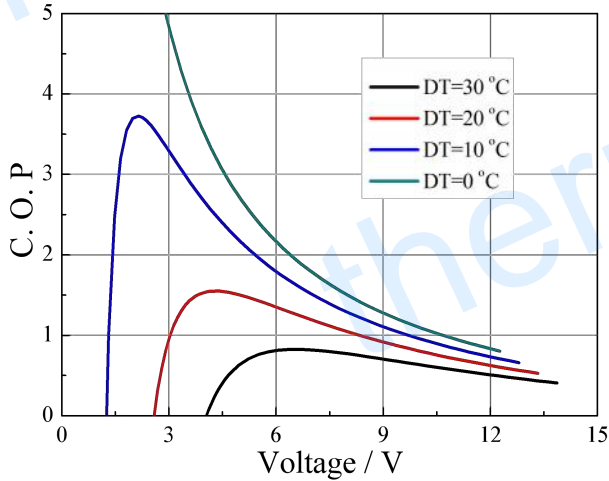


Standard Performance Graph $Q_c = f(V)$

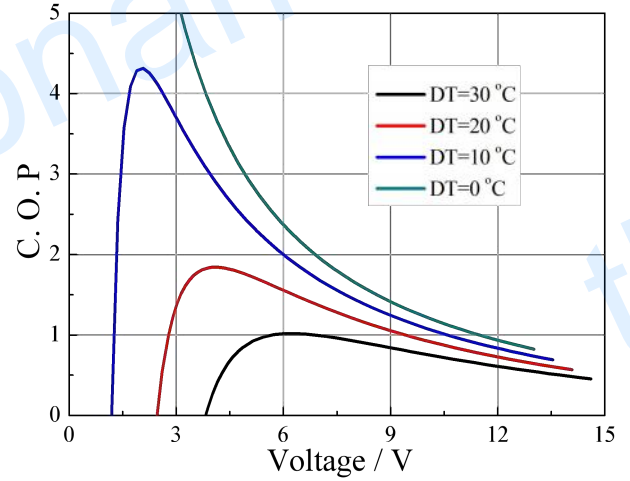
Specification of Thermoelectric Module

TEC1-12725

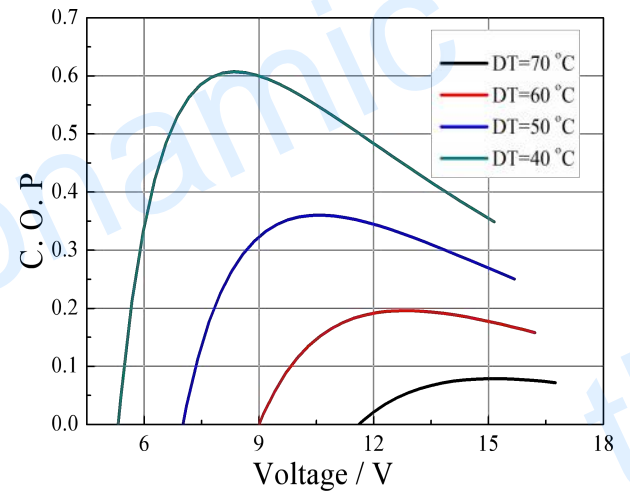
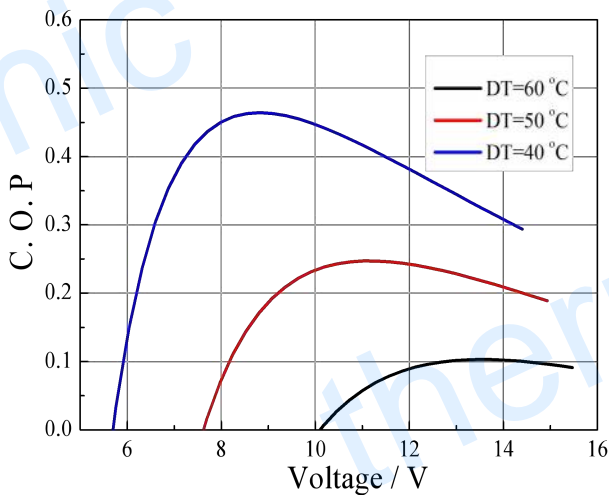
Performance Curves at Th=27 °C



Performance Curves at Th=50 °C



Standard Performance Graph COP = f(V) of ΔT ranged from 0 to 30 °C



Standard Performance Graph COP = f(V) of ΔT ranged from 40 to 60/70 °C

Remark: The coefficient of performance (COP) is the cooling power Q_c /Input power ($V \times I$).

Operation Cautions

- Attach the cold side of module to the object to be cooled
- Attach the hot side of module to a heat radiator for heat dissipating
- Storage module below 100 °C
- Operation below I_{max} or V_{max}
- Work under DC